
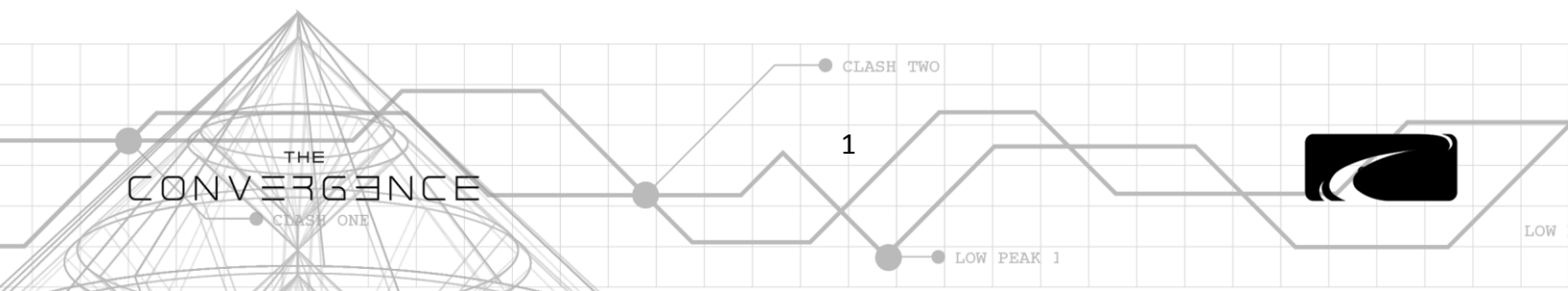


WRITERS:**Kyle Cravens** – Coordinator of Ridgecrest, Glorieta, West Palm Beach, Hilton Head**Amanda Craft** - Coordinator of Access International**Julie Plunk** – Coordinator of North Greenville, Charleston, Nashville**Kayla Jeffers** – Program Specialist and Director of Charleston**EDITOR:** Anna Miller**THEOLOGICAL REVIEWER:** Dr. Ed Thiele**GRAPHIC DESIGNER:** Nate Farro and Kayla Jeffers

Copyright © 2017 LifeWay Christian Resources of the Southern Baptist Convention-Printed in the United States of America.

All Scripture quotations are taken from the Christian Standard Bible®, Copyright 2017 by Holman Bible Publishers. Used by permission.



INTRODUCTION

Group Leaders,

Welcome to Church Group Time! Immediately following worship each night, your students and adults will come together as a church group. You have freedom to shape this time however you feel is best for your group.

We have provided an outline below as a guide for you. This outline provides questions and activities you can use with your group. In addition, if your camp pastor provided follow-up questions to the sermon, you can use those during your discussion time.

Below are the purposes for Church Group Time.

Continue worship. The Lord may have really stirred the hearts of your students during worship, which may mean you need to continue in this spirit. Some of your students may have made decisions that they need to make public to your group. Perhaps you will want to continue the discussion of the sermon. Your camp pastor should provide follow-up questions.

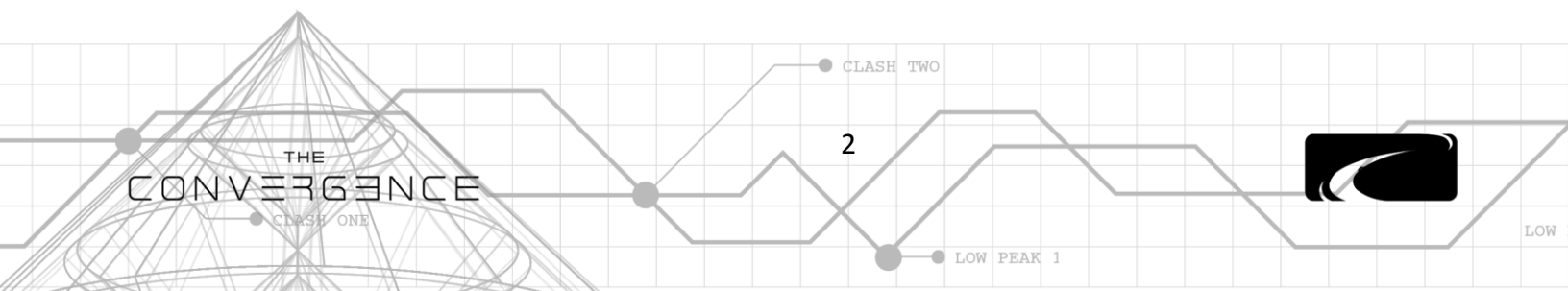
Reflect on the daily theme and what the Lord has done. Time for reflection is critical at camp, especially since so much happens with a busy schedule throughout the day. One of the best ways to help students experience transformation is by creating space to process the day's events and acknowledge God's presence in their lives. Reflection allows time for everyone to slow down enough for their hearts to catch up with their minds or their thoughts.

Pray together as a group. One of the deepest connections we can make as human beings is through praying together. Praying with and for someone is one of the most meaningful ways to care for them. Students may not remember what you say, but they do remember how you made them feel.

Share important information and announcements. Some administrative items will need to be shared such as walking through the schedule, sharing details about Night Life, talking about the missions emphasis, and so forth. You may want to wait and share these at the end of this time so that you do not disrupt the spirit that was started during worship.

Please be time conscious and dismiss your group in time for them to participate in Night Life. Make sure you do not hold your group past curfew.

We appreciate your partnership and pray that your group will have a great experience. We hope this material will help you get the most out of your Church Group Time at the end of each day at camp.



NIGHT ONE (Opening Night)

Form small groups, perhaps by gender and age, and ask them to discuss these two questions:

What are your expectations for the week?

What distractions do you need to give up this week in order to focus on God?

Pull groups together and allow for share time.

Say: **“Taking time to think about what we hope to experience this week is an important first step. We often just do things to be doing them. We do not want that from camp. We want to get as much out of this as possible. We must seek the Lord and what He wants over the next few days and then be open to whatever He has in store for us.”**

Reflect on the theme.

Say: **“This summer’s camp theme is ‘The Convergence. Two Paths. Choose One.’”**

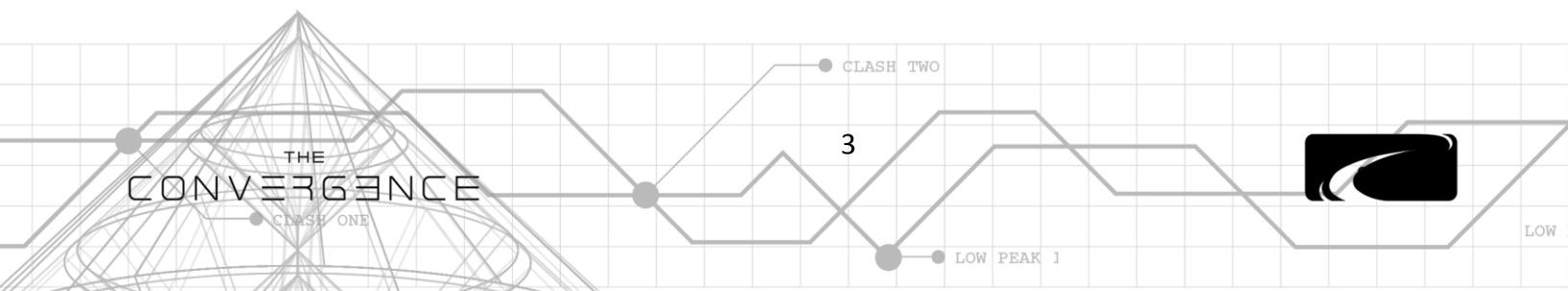
Read aloud the theme paragraph:

“We are all on a journey, often finding ourselves standing at the convergence of truth and its imitation. These convergent moments have the power to alter our lives and impact God’s kingdom for eternity. But, how do we decide in which direction to move? Studying the journey of David, students will be challenged to apply godly discernment by trusting God completely, to recognize the difference between God’s truth and men’s advice, to realize the impact of their decisions, and to surround themselves with people who reinforce the need for godly wisdom.”

Ask volunteers to share what they learned during Bible Study time from 1 Samuel 16:1-13 about David being anointed king of Israel.

Reinforce these truths. Ask students to reflect on the questions after each one.

- **David was a teenager when he was anointed king. God can and wants to use you no matter your age or experience. How can God possibly use you this week?**
- **Man looks at the outer appearance, but God looks at the heart. Can you be described as a person after God’s heart?**
- **God chose David for a special role and task. He has a plan and purpose for each of us. What is your purpose and how do you know God’s plan for your life?**



Say: **“This is our theme verse for this week: ‘Make your ways known to me, LORD; teach me your paths. Guide me in your truth and teach me, for you are the God of my salvation; I wait for you all day long.’ Psalm 25:4-5.”**

Note: If you have time, consider this option for memorizing this verse. Print each word of the verse on a separate note card and lay them on the floor in the proper order. Invite your group to stand over the cards and repeat the verse numerous times, each time pulling one or more cards until all cards are gone and the group can recite the verse from memory.

Give each student and adult a notecard and pen. Lead them to answer these questions:

Is the path you are currently on taking you toward God or away from Him?

How can this week help you get on the right path?

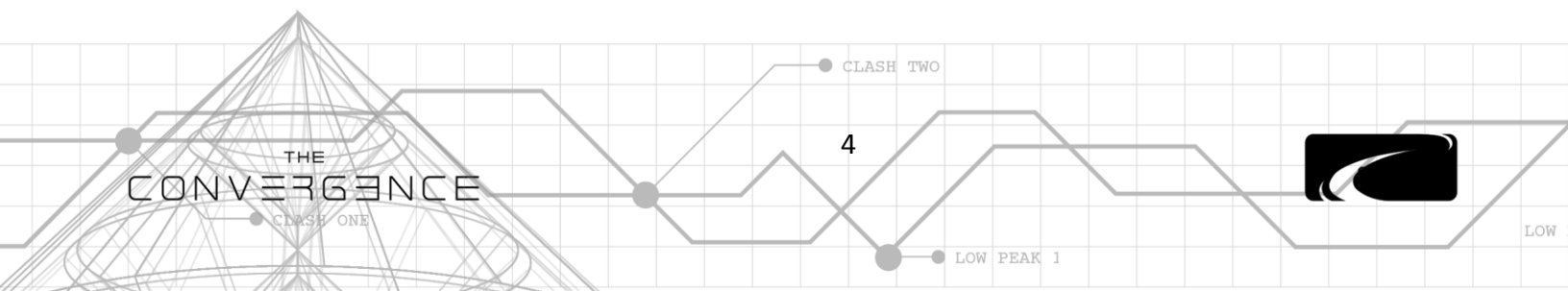
Invite the group to find a partner and discuss their responses to these questions.

Pray together as a group.

Before camp, divide your group into gender-specific, smaller family groups. Make sure each group has an adult member. Pull these groups together and give them time to pray for each other that God will work in each of their lives in the days ahead.

Share important information and announcements.

Walk through the daily schedule, make announcements, share camp rules, and cover any other administrative items as needed.



NIGHT TWO (Day 1)

Continue worship.

Take the first ten minutes and allow students to share about their worship experience. If your camp pastor provided follow-up questions, walk through those with your group.

Reflect on the daily theme and what the Lord has done.

Call on a couple of students to share one thing they learned from recreation and track times or ministry tracks today.

Ask at least a couple of students to share about David and Goliath from Bible Study as found in 1 Samuel 17:26-52.

Point out that David was young, small and ill-equipped with no weapon and armor, but he did not let this stand in his way. Open the floor for students and adults to share a time when they felt like the odds were stacked against them and how the situation ended.

Say: **“David stepped up to the challenge and relied on God to deliver. He and the Israelites experienced victory as a result. We must step forward and acknowledge our need for Christ and allow Him to work in our lives to bring victory.”**

Open the floor again for students and adults to share a story of victory when God provided the way.

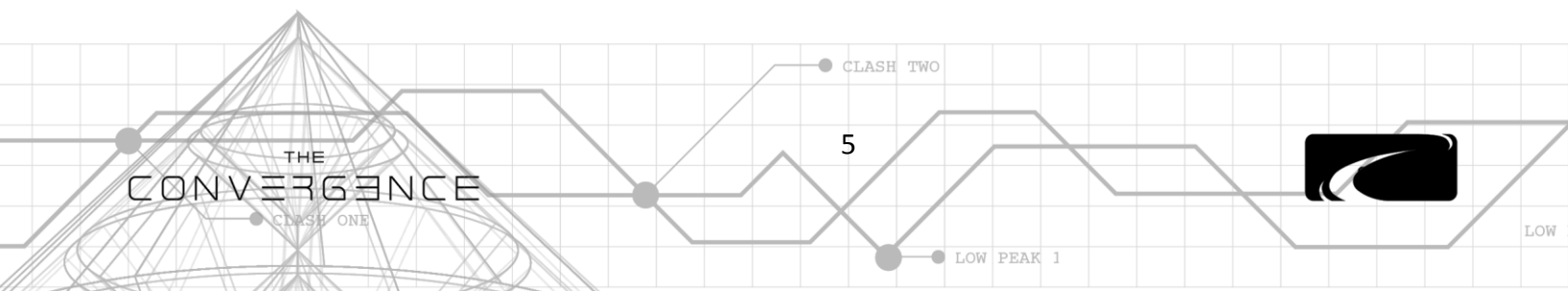
Share: David facing Goliath is like Jesus’ stance against Satan in the desert found in Matthew 4:1-11. Just as Jesus was tempted by Satan, we are tempted by the enemy every day.

Ask your group who remembers which Scripture from today’s Bible Study details the armor of God. Then lead everyone to get into his or her family groups from opening night. Instruct students to turn to Ephesians 6:10-20, and direct them to discuss the armor that God has given us to help us along His path—truth, righteousness, readiness, faith, salvation and God’s Word—and answer these questions:

Which one is easiest to put on?

Toughest to put on?

How does leaving off one or more affect you?



Say: **“Scripture must be in our minds and hearts. If not, we are like a soldier going into battle without any weapons or defenses. David was confident because He knew the character of God. He knew the stories of how God had prevailed in the past. If we know what God has already done (in our lives and the lives of others in history), then we can be much more confident when temptation approaches. But, we have to take the initiative to study Scripture and get to know God.”**

Keep family groups together and discuss these questions:

What role does Scripture play in your life?

How can you grow in your love for God’s Word?

Focus on students’ relationships with the Lord. Say: **“This morning in Bible Study, you were asked to define your relationship with Christ as either non-existent, newly established, a work in progress, surface, or active and growing. If you answered that question as ‘non-existent,’ talk to me or an adult from our group tonight. If you answered another way, think about how you can move closer to active and growing, if you are not already there.”**

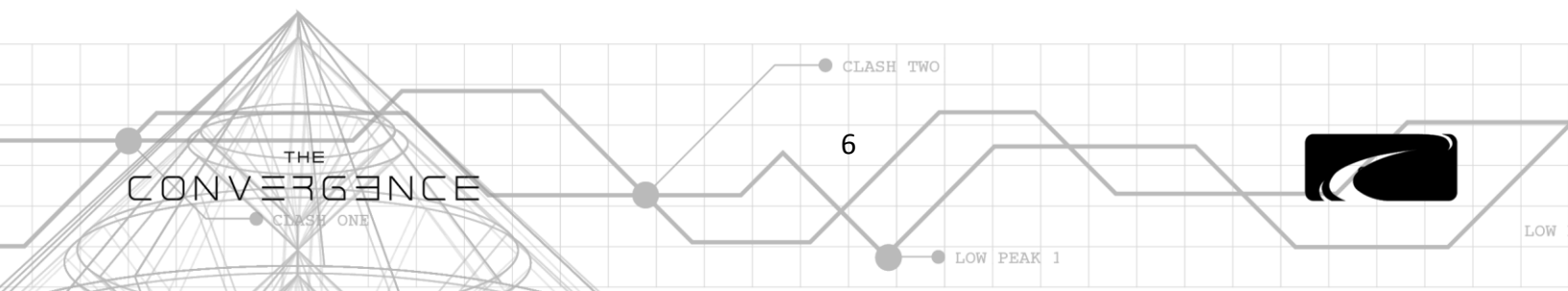
Say: **“We make a lot of decisions in any given day. The most important one we will ever make is whether or not to follow Christ. When we decide to follow the path of Christ, He becomes our foundation for future decisions and guidance, and we will have the confidence we need to make decisions and take action.”**

Pray together as a group.

Before the session, assign prayer partners. Share this with your group. Provide a time for prayer partners to get together and pray.

Share important information and announcements.

Share the mission emphasis and offering details.



NIGHT THREE (Day 2)

Continue worship.

Take the first ten minutes to debrief worship. Hit the highlights. Consider asking the camp pastor's follow-up questions, if he provided any to discuss.

Reflect on the daily theme and what the Lord has done.

Give time for anyone who has made a decision so far at camp to share. Invite a couple of students to share a meaningful experience from the day. Be sure to guard the time of this sharing.

Ask a volunteer to recap today's Bible story from 1 Samuel 24:1-15, and ask another student to share an activity that really helped drive home the point of making decisions based on God's Word and not just doing what is easy.

Share these main points as a refresher:

- **We are not to make decisions based on popular opinion or what is easy but rather on what is right and true.**
- **We are to submit to the authority of Christ and allow the Holy Spirit to guide us to truth and convict us of sin.**
- **God goes before us and fights for us.**

Form small, gender-specific groups and lead them to discuss these questions.

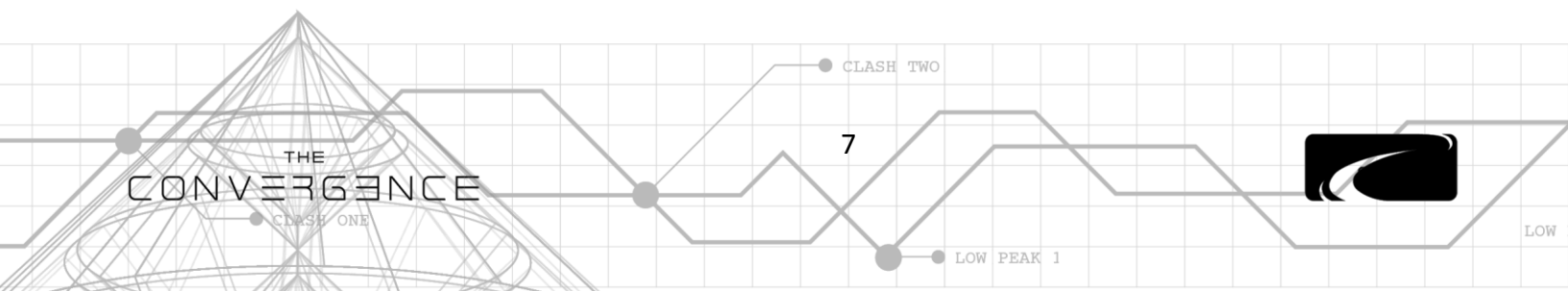
What is your world at home like?

What is going against truth in your world? (If people are quiet, here are some topics to bring up: self image, social media, etc.)

When was a time you made the easy decision or tried to justify your decision?

Come together and share. Discuss how the thoughts shared during this time impact your church and community.

Say: **"In Bible Study, your leader read this quote from Martin Luther King, Jr., 'The time is always right to do what is right.' Let's discuss this now."** Allow time for students to share their thoughts on this.



Invite students to pull out their truth fabric square from Bible Study and write this quote on the back. Encourage them to keep this with them as a reminder of God's truth and the importance of doing what is right.

Say: **"David trusted God. He knew God would deliver him from Saul."** Ask: **"What are some reasons why we do not trust God? How can trusting Him make a difference in our lives?"**

Point out that to base our decisions on truth, we have to know truth. Remind students of the importance of spending time in God's Word and prayer so He can reveal His truth.

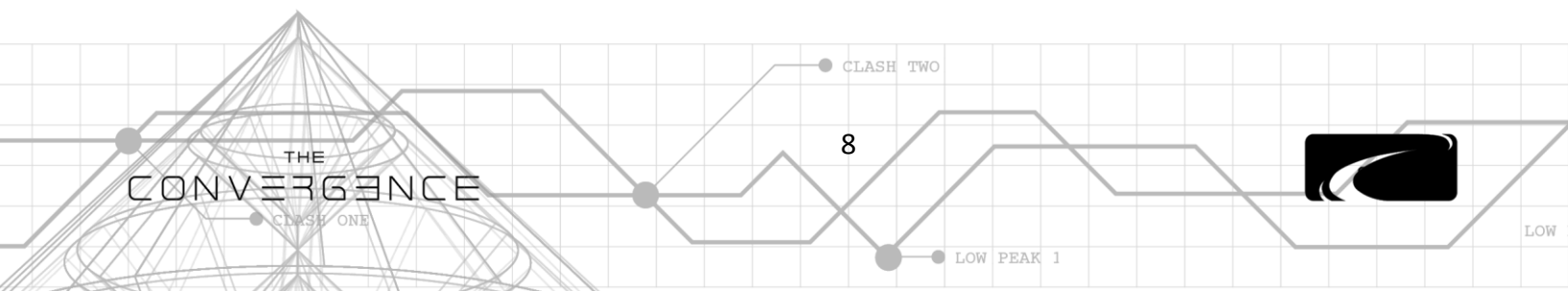
Ask: **"As a youth group, what steps can we take to know God and His Word better and then apply it to our lives individually and as a group?"** Ask someone to take notes of this time. Work with adults/leadership when you get home to implement these and other ideas.

Pray together as a group.

Instruct students to stay in their gender-specific groups. Invite adults to join a group. Direct groups to spend time in prayer.

Share important information and announcements.

Make students aware of any Night Life details. Remind them to be in rooms, in bed by 11:00 with lights out at 11:30.



NIGHT FOUR (Day 3)

Continue worship.

Take the first ten minutes and debrief worship. Ask students to share a song lyric or something the pastor said that really convicted them or spoke to them.

Reflect on the daily theme and what the Lord has done.

Form small groups by hair color, age, or birthday month. Give students ten minutes to share about their day.

Ask a student to recap today's Bible story on David and Bathsheba from 2 Samuel 11 and 12. Point out that:

- **David's decisions and actions not only affected him, but they also affected Bathsheba, Uriah, the baby, and the entire community.**
- **One bad decision can often lead to others.**
- **The things we struggle with often start with something small. Small things unchecked will grow to become big issues.**
- **When we are distracted or isolated or let our guard down, we become a prime target for the enemy.**

Hand Game

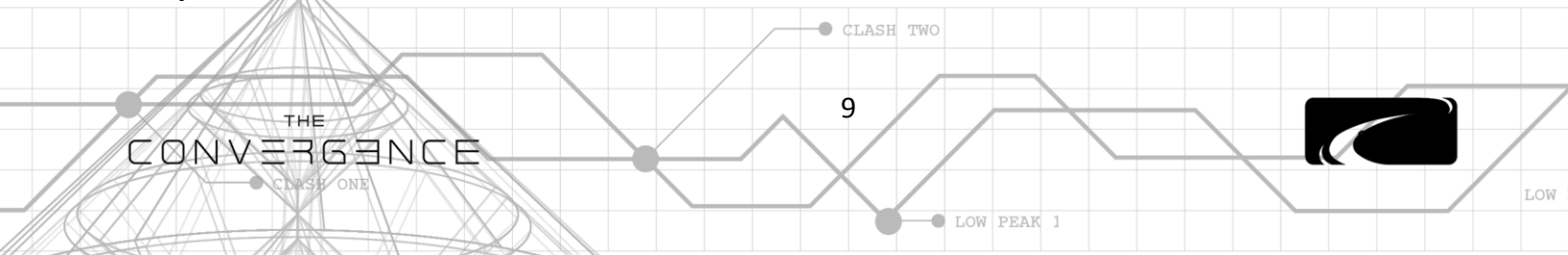
Instruct everyone to lay on their stomachs, with hands in the middle forming a circle. Say: **"There is a 'pulse' going around the circle, spread by the slap of your hand on the ground. Hitting the ground twice reverses the direction of the pulse, and snapping your finger skips the hand next to you."**

Play the game and share this application: What we do affects others. Our actions and decisions affect more than just ourselves. Ask: **"How can a person's bad decision affect our youth group? On a more positive note, how can a person's wise choice affect the entire group?"**

Say: **"David had consequences to his actions, but God redeemed his poor decisions and used them for His glory."**

Ahead of time, ask one or two adults to share about a time they made poor decisions, paid for them with consequences, but saw the Lord work in the midst of those decisions.

Say: **"Making poor decisions will never have a consequence of losing your salvation. Once you have made the decision to follow Christ, He will always be a part of you. However, you will never be at a place where you do not struggle. Life is not easy or perfect. You will never make perfect decisions all the time. But, thanks to Christ, He steps in, brings reconciliation, and restores our relationship with God. Our need is for daily reconciliation."**



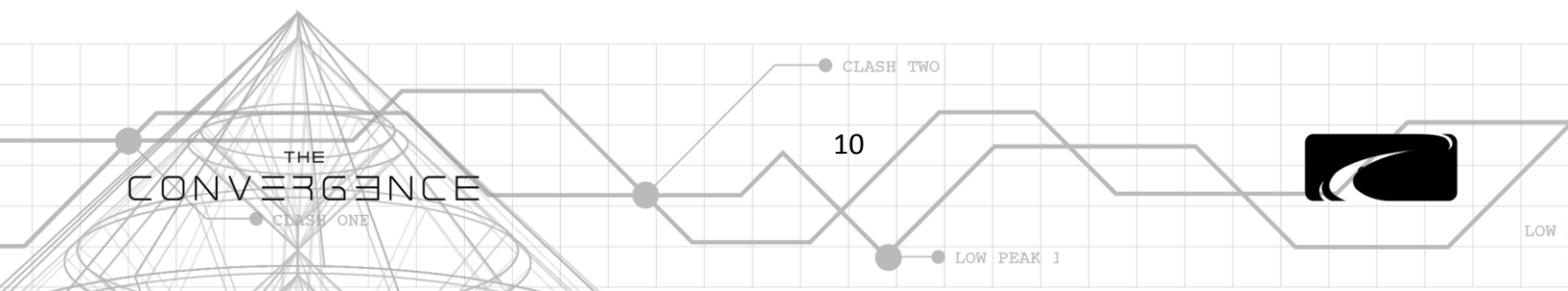
Perhaps your group needs to work through some relationship issues. This may be a good time to share how we need to forgive each other and be reconciled as a group, just as Jesus forgives us so we are reconciled to God. Give students time to do this now, if necessary.

Pray together as a group.

Lead the group in a thumb prayer. Instruct the entire group to form a tight circle, standing shoulder to shoulder. Direct them to put their right arm into the circle with their thumbs out and then grab the person's thumb to their right. Pray over the group asking God to unify and use the group to further His kingdom.

Share important information and announcements.

Remind students to drink plenty of water and use sunscreen. Also, help them to see the importance of eating all meals and getting rest. Challenge them to give their all on the last day.



NIGHT FIVE (Day 4)

Continue worship.

Take the first ten minutes and debrief worship.

Reflect on the daily theme and what the Lord has done.

Pass out paper and pens and give students and adults at least five minutes to journal about their day or a significant event that has happened during the week. Direct everyone into his or her family groups to share. Encourage students to do more of this when they get home as a way to remember their experiences and what God did in their lives at camp.

Call on a student to recap Bible Study and the relationship between David, Jonathan, and Nathan as found in 1 Samuel 18 and 19 and 2 Samuel 12.

Share these points:

- **We are to love God and others above ourselves.**
- **We were not born as lone-ranger Christians. We need each other. Option: Play Tenth Avenue North's song, "No Man Is an Island" at some point in this session.**
- **We are to be people of high character who live in harmony with others.**

Ask the following questions:


What is accountability?

What is its purpose?

Pair older students to younger students and/or adults to students in order to begin a mentoring program when you get back home. Remind students of the struggles they wrote on their notecards at the end of Bible study. Invite students to share with their mentor groups some of these struggles and then take time to encourage one another.

Say: **"Many students do not have the opportunity to be part of a youth group. As a member of this group, you have instant community. Please do not take that for granted. Let's step up and be community for one another."**

Ask students to call out ways they can make that happen. Make note of these as they share. Take it back home and bring it to their attention in the weeks following camp as a way to hold them accountable.



Ask: “How many of you know other students who are non-believers or who do not attend church? How can we embrace these students and welcome them into our family?”

Say: “I encourage you to have friends who are different from you. While you can influence and have impact with your Christian friends who are like you, this can possibly be even greater with students who are not like you.”

Challenge students to be leaders among their friends.

Remind students of David and Jonathan’s covenant relationship. Spend some time as a group creating your own group covenant.

Here is an example (you can include as many points as you wish):

As members of the _____ youth group, we will live by these standards:

- 1. Love God first.**
- 2. Put others above ourselves.**
- 3. Be ministry-minded every day by intentionally reaching out to everyone we encounter.**

Pray together as a group.

Assign each standard listed in the youth group covenant to a family group and lead them to pray through it, asking for God’s wisdom and direction.

Share important information and announcements.

Review checkout procedures for the next morning.

